

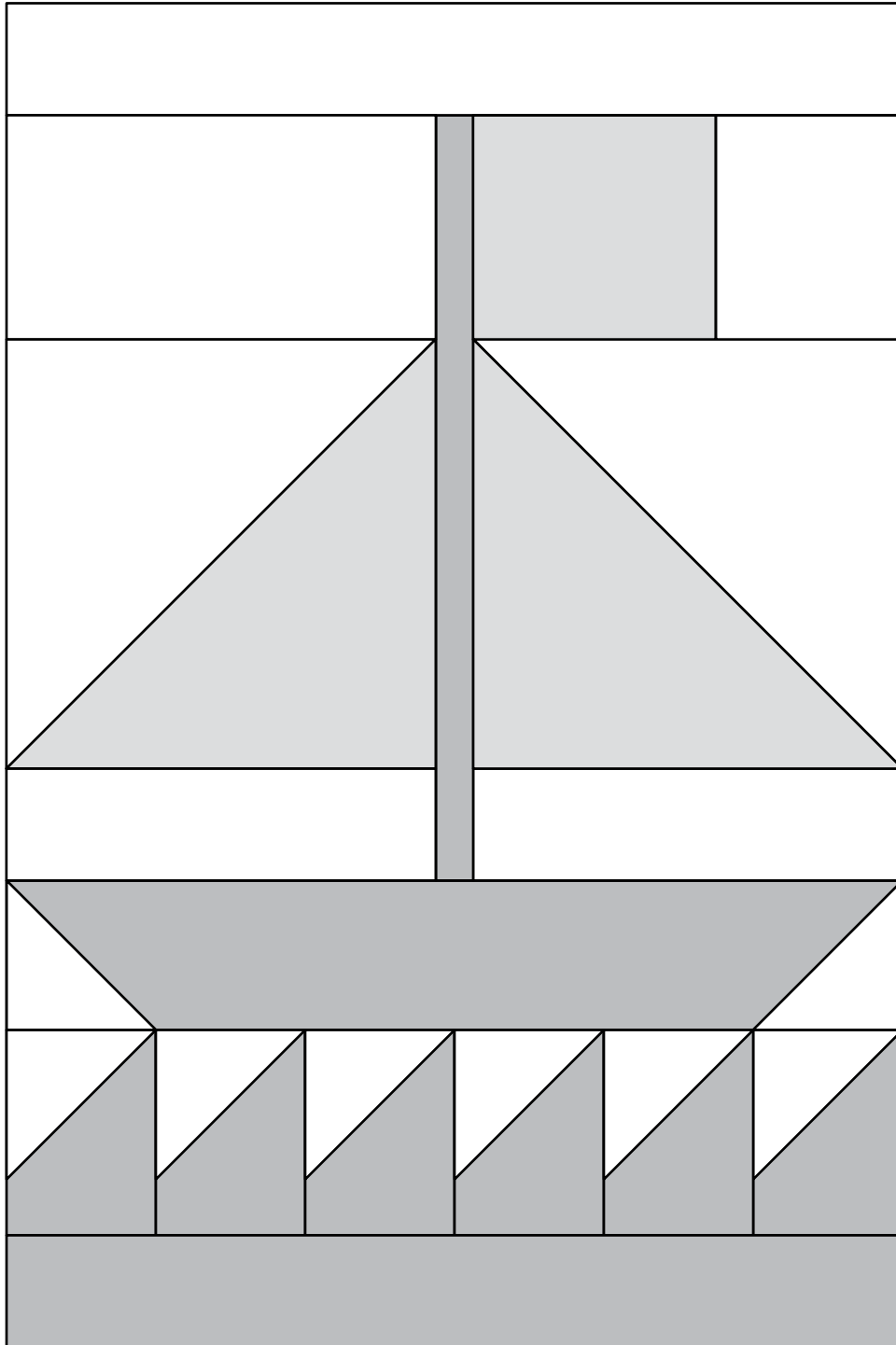


moda

Be My Neighbor

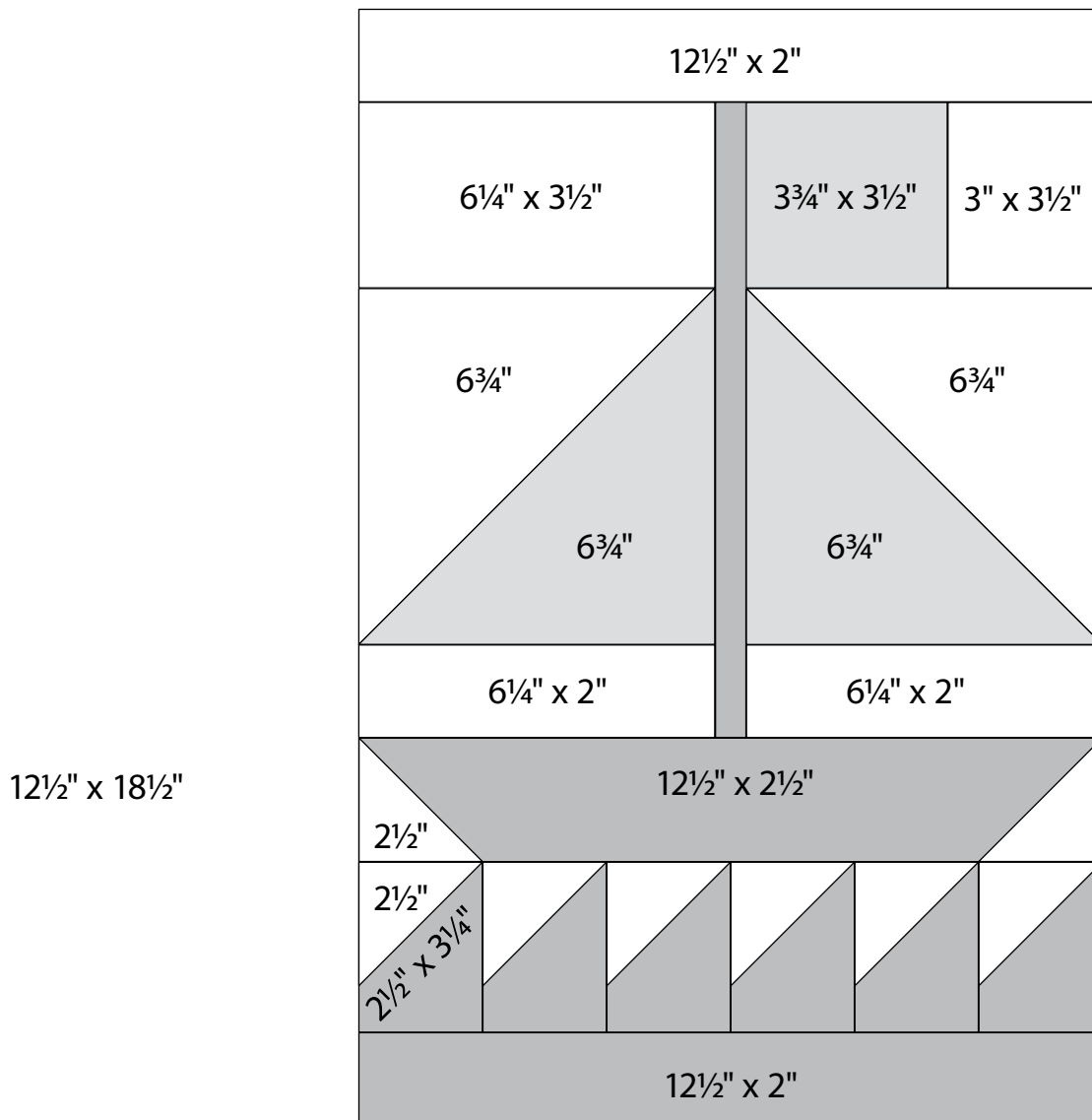
Block 14

12" x 18" finished



General Information

- These are very scrappy blocks. Mix your favorite Moda prints to create your colorful neighborhood!
- Share your progress and final quilt at #BeMyNeighbor. We love to see your results!!!



Block 14
12½" x 18½" unfinished

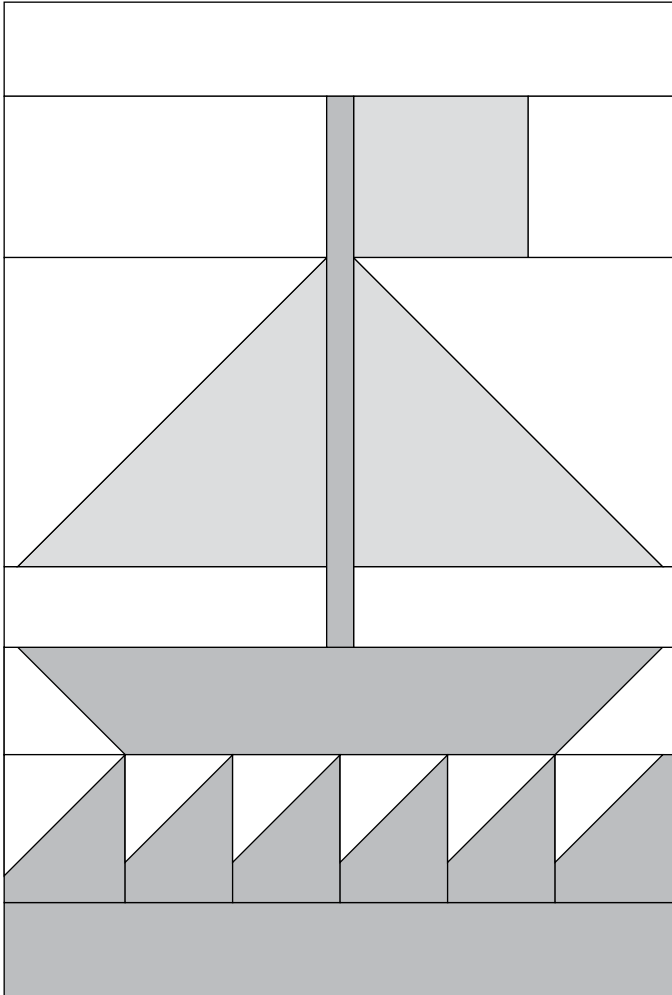
Cutting

| | | |
|---|--|--|
| <p>Flag 1-3¾" x 3½" rectangle</p> | <p>Boat 1-12½" x 2½" rectangle</p> | <p>Background 1-12½" x 2" rectangle 1-6¾" square cut in half once on the diagonal to make 2 half-square triangles 1-6¼" x 3½" rectangles 2-6¼" x 2" rectangles 1-3" x 3½" rectangle 8-2½" squares</p> |
| <p>Sails 1-6¾" square cut in half once on the diagonal to make 2 half-square triangles</p> | <p>Waves and Water 6-2½" x 3¼" rectangles 1-12½" x 2" rectangle</p> | |
| <p>Mast 1-1" x 10¾" rectangle</p> | | |



moda Be My Neighbor

Block 14 is 12" x 18" finished.

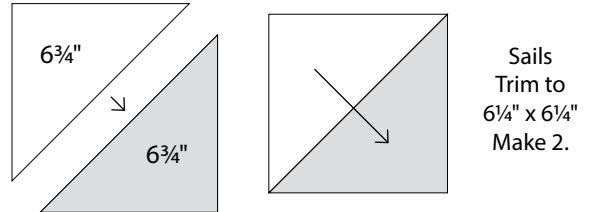


moda

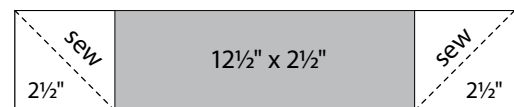
Construction

Use $\frac{1}{4}$ " seams. Press in the direction of the arrows in the diagrams.

- 1 Sails**
Join $1-6\frac{3}{4}$ " sail half-square triangle and $1-6\frac{3}{4}$ " background half-square triangle as shown. Make 2.



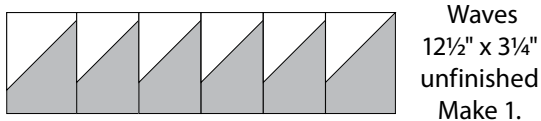
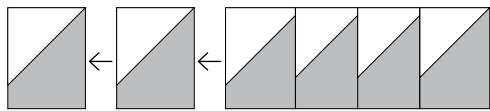
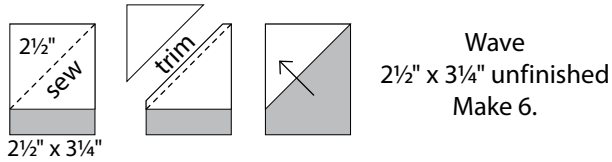
- 2 Boat**
Draw a diagonal line from corner to corner on the wrong side of $2-2\frac{1}{2}$ " background squares. Layer a $2\frac{1}{2}$ " marked background square, right sides together, on $1-12\frac{1}{2}$ " x $2\frac{1}{2}$ " boat rectangle as shown. Sew on the diagonal line. Trim $\frac{1}{4}$ " from the sewn line. Press to reveal the triangle. Repeat on the the opposite end of the same rectangle.



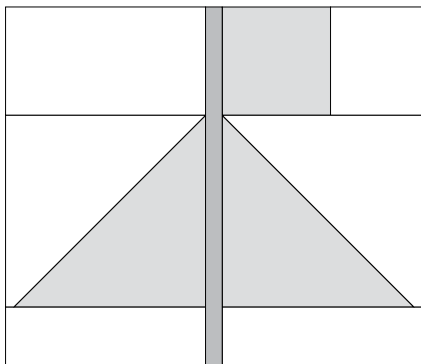
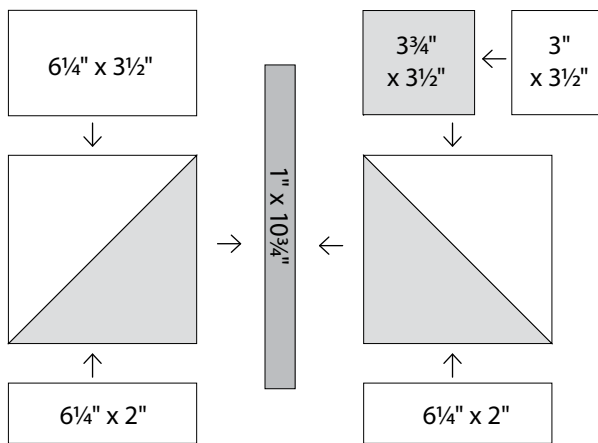
Boat $2\frac{1}{2}$ " x $12\frac{1}{2}$ " unfinished

3 Waves

Draw a diagonal line from corner to corner on the wrong side of 6-2½" background squares. Layer a 2½" marked background square, right sides together, on 1-2½" x 3¼" wave rectangle as shown. Sew on the diagonal line. Trim ¼" from the sewn line. Press to reveal the triangle. Join the 6 waves.

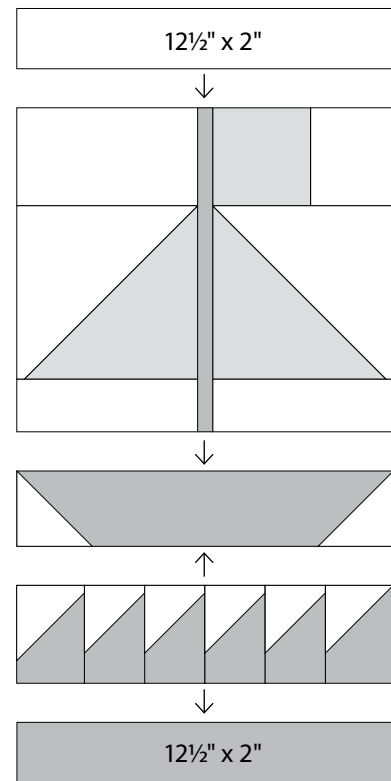


4 Assemble flag and sail.

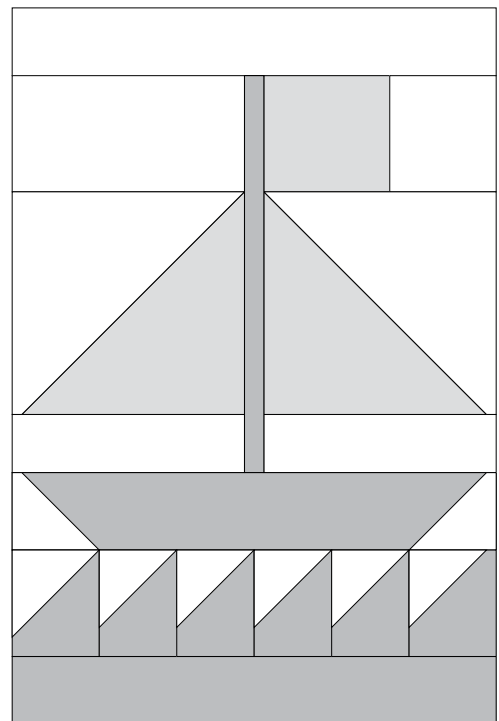


Flag and Sail
12½" x 10¾" unfinished

5 Assemble the block as shown.



moda



Block 14
12½" x 18½" unfinished